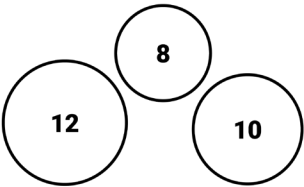
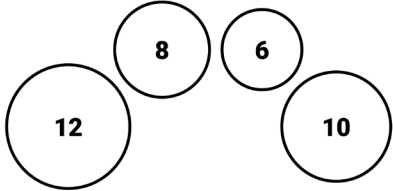
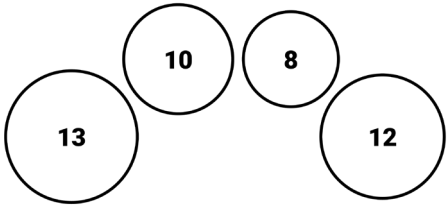
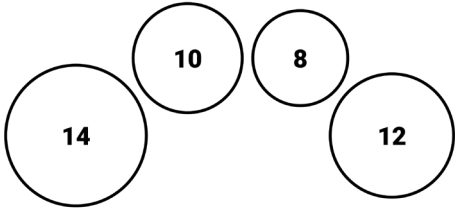
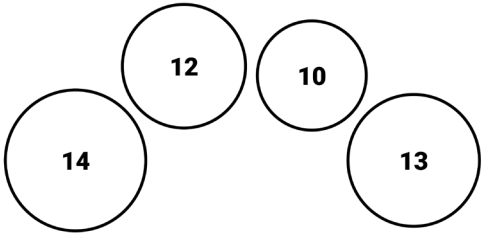
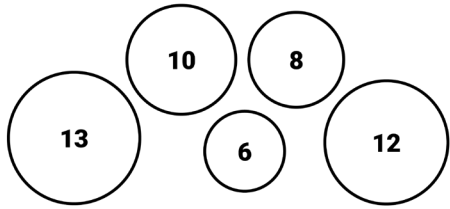
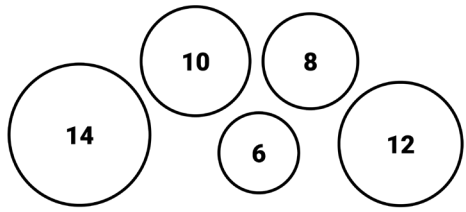


## Configuration

## Product Number

## Weight

	MT-S802CL (Standard Cut)	14.55 lbs.
	MT-D802CL (Deep Cut)	15.20 lbs.
	MT-L802CL (Lite Cut)	10.55 lbs.
	MT-S6802CL (Standard Cut)	17.05 lbs.
	MT-D6802CL (Deep Cut)	17.70 lbs.
	MT-L6802CL (Lite Cut)	12.50 lbs.
	MT-S8023CL (Standard Cut)	20.50 lbs.
	MT-D8023CL (Deep Cut)	21.55 lbs.
	MT-L8023CL (Lite Cut)	14.50 lbs.
	MT-S8024CL (Standard Cut)	20.80 lbs.
	MT-D8024CL (Deep Cut)	22.00 lbs.
	MT-L8024CL (Lite Cut)	14.55 lbs.
	MT-S0234CL (Standard Cut)	23.70 lbs.
	MT-D0234CL (Deep Cut)	25.30 lbs.
	MT-L0234CL (Lite Cut)	16.40 lbs.
	MT-S68023CL (Standard Cut)	23.00 lbs.
	MT-D68023CL (Deep Cut)	24.05 lbs.
	MT-L68023CL (Lite Cut)	16.45 lbs.
	MT-S68024CL (Standard Cut)	23.40 lbs.
	MT-D68024CL (Deep Cut)	24.60 lbs.
	MT-L68024CL (Lite Cut)	16.60 lbs.

Configuration	Product Number	Weight
	MT-S60234CL (Standard Cut)	26.20 lbs.
	MT-D60234CL (Deep Cut)	27.40 lbs.
	MT-L60234CL (Lite Cut)	18.35 lbs.
	MT-S80234CL (Standard Cut)	27.20 lbs.
	MT-D80234CL (Deep Cut)	27.85 lbs.
	MT-L80234CL (Lite Cut)	18.95 lbs.
	MT-S668023CL (Standard Cut)	25.60 lbs.
	MT-D668023CL (Deep Cut)	26.65 lbs.
	MT-L668023CL (Lite Cut)	18.50 lbs.
	MT-S668024CL (Standard Cut)	25.80 lbs.
	MT-D668024CL (Deep Cut)	27.00 lbs.
	MT-L668024CL (Lite Cut)	18.45 lbs.
	MT-S660234CL (Standard Cut)	28.70 lbs.
	MT-D660234CL (Deep Cut)	30.30 lbs.
	MT-L660234CL (Lite Cut)	20.30 lbs.
	MT-S680234CL (Standard Cut)	29.60 lbs.
	MT-D680234CL (Deep Cut)	31.20 lbs.
	MT-L680234CL (Lite Cut)	20.80 lbs.